

Open for Discovery



William H. & Marion C. Alexander Family Library (AFL)
200 West 2nd Street
Hummelstown, PA 17036
717.566.0949

East Shore Area Library (ESA)
4501 Ethel Street
Harrisburg, PA 17109
717.652.9380

Elizabethville Area Library (EV)
80 North Market Street
Elizabethville, PA 17023
717.362.9825

Johnson Memorial Library (JOH)
799 East Center Street
Millersburg, PA 17061
717.692.2658

**George & Hettie Love Memorial Library (LOV)
(formerly Kline Library)**
530 South 29th Street
Harrisburg, PA 17104
717.234.3934

Madeline L. Olewine Memorial Library (MOM)
2410 North 3rd Street
Harrisburg, PA 17110
717.232.7286

McCormick Riverfront Library (MRL)
101 Walnut Street
Harrisburg, PA 17101
717.234.4976

Northern Dauphin Library (ND)
683 Main Street
Lykens, PA 17048
717.523.0340

DCLS.ORG
Your Ninth Library
Open 24 hours a day, 7 days a week.
Visit now!
24/7 RENEWALS
Toll Free 1.877.709.2690

MARCO
Your Exploration Station
Out and about in your community

Join our social media community

facebook.com/DCLS.PA

dcls.org/FBkids

dcls.org/FBadults

instagram.com/dcls_library

dcls.org/youtube

tiktok.com/@dcls_library



Stepping Stones to Milestones

Newsletter

March 2025

Reading



Developed by our team of educators and librarians, Stepping Stones to Milestones is a cohesive storytime experience. We aim to help children get ready to start school and to position parents and caregivers as their child's first teacher. During storytime early literacy development is supported and modeled through these five practices.

1. Singing
2. Talking
3. Reading
4. Writing
5. Playing

These practices that build a rich literacy environment are easy to do and can be done anywhere.

Picture Time: When reading books with children, explore the pictures.

- Use the pictures to build vocabulary. Name what is in the pictures.
- Use what is happening in the pictures to predict what will happen next.
- Use what is happening in the pictures to make up your own stories and encourage children to add their ideas and observations.

Try these songs or rhymes at home!

Babies: Where Oh Where Are Baby's Fingers?

Where oh where are baby's fingers?
Where oh where are baby's toes?
Where oh where is baby's belly button?
Round and round it goes.

Where oh where are baby's ears?
Where oh where is baby's nose?
Where oh where is baby's belly button?
Round and round it goes.

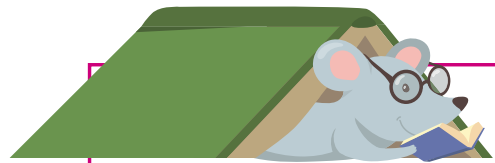
Toddlers: I'm a Little Kite (Tune: "I'm A Little Teapot")

I'm a little kite up in the sky,
See me flying, oh, so high.
When the wind begins to blow and blow,
I'll twirl and swirl, just watch me go!

Preschool: March (Tune: "Mary Had a Little Lamb")

Tune: "Have You Ever Seen a Lassie?"
March comes in like a lion, like a lion, like a lion
March comes in like a lion and goes out like a lamb.

March comes in with a great big wind,
Great big wind, great big wind.
March comes in with a great big wind,
And goes out with a breeze.



March Booklist

0-3 years

- Lola Loves Stories with Daddy** by Anna McQuinn
- Hello, Meadow!** By Terry Pierce
- Everything Grows** by Raffi
- A New Baby for Birdie** by Katja Reider
- I Can Grow a Flower** by Dawn Sirett
- Little Lamb, Where Are You?** by Ekaterina Trukhan

3-5 years

- Here are the Seeds** by JaNay Brown-Wood
- Spring Sings for the Grouchy Ladybug** by Eric Carle
- Don't Touch that Flower** by Alice Hemming
- Grumpy Monkey Spring Fever** by Suzanne Lang
- Lambslide** by Ann Patchett
- I heard a Bird** by Rob Ramsden
- Mermaids Fast Asleep** by Robin Riding
- Green** by Laura Vaccaro Seeger



Spring, Spring, Spring

Sung To: "Three Blind Mice"

Spring, spring, spring.

I love spring!

I love the way the flowers grow.

Tulips! Daffodils!

All in a row.

Oh, so pretty!

I want you to know

That I love spring!

I love spring!



Here are a few fun activities you can do at home.

Alphabet Ball: Use a beach ball or other inexpensive ball. Write letters using a Sharpie marker on the ball. The children toss the ball in the air, then name the letters facing them or the letters their thumbs are touching. If children don't know the letter, the adult names it and encourages the child to repeat it. (This activity comes from <https://www.playdoughtoplato.com/alphabet-ball/>)

Letter Sound Match: Collect a variety of small toys or items that begin with different letter sounds (cow, truck, block, puzzle, doll etc.) Write the first letters of those words on a large sheet of paper. Have children set the toys on top of the letter each toy begins with.

Build a reading routine: Try to read to your child every day. Start by reading for just a few minutes and expand the time as your child grows. Keep reading time fun.



Steppingstones to Milestones Schedule for Winter 2025






Session 2 begins February 16 and ends March 22 • Registration begins February 3, 2025 at 10:00 AM

Monday	Tuesday	Wednesday	Thursday	Friday	Saturday
All Ages Storytime 9:30 AM ESA	Born to Read 9:30 AM ESA	Toddler Storytime 9:30 AM ESA	All Ages Storytime 10:15 AM LOV	Preschool Storytime 9:15 AM ESA	
Toddler Storytime 10:15 EV	Born to Read 10:15 AM EV	Toddler Storytime 10:15 AM EV	Preschool Storytime 10:15 AM AFL	All Ages Storytime 10:15 AM ND	
	Toddler Storytime 10:15 AM AFL	Born to Read 10:15 AM AFL	Preschool Storytime 10:15 AM EV	Born to Read 10:15 AM LOV	
	Toddler Storytime 10:15 AM LOV	Toddler Storytime 11:00 AM ESA		Born to Read 10:30 AM ESA	
	Preschool Storytime 11:00 AM ESA				



March 2025 Early Literacy Activity Calendar

Activities in bold print are for all ages. Activities in plain text are good to share with preschoolers

Sunday	Monday	Tuesday	Wednesday	Thursday	Friday	Saturday
						1 March begins with M. Name other words that begin with M.
2 It's National Read Across America Day. Read a book by Dr. Seuss.	3 Write the numbers 1,2,3,4,5, and have children trace each using a crayon or marker.	4 Have children draw a face on a paper plate and use scissors to cut strips in the plate for hair.	5 Sing "Where Oh Where are Baby's Fingers." See the newsletter for the lyrics.	6 On National Oreo Cookie Day, use cookies to solve simple addition and subtraction problems.	7 It's National Cereal Day. Ask your children to tell what their favorite cereal is and why?	8 Make homemade soup and have children help measure and mix ingredients.
9 Create a book for your baby with photos of the special people in your child's life and include written names for each photo.	10 Use a shaky egg, rattle or other instrument as you play a favorite children's song.	11 Visit the Library! 	12 Ask your child to tell a funny story about an animal. 	13 Learn to sign "more", "book" and "Thank you"	14 After you read a story to your child, have them retell the story to you or to a pet.	15 Go grocery shopping together. Read the package names and point out letters.
16 Make up a story about a leprechaun and invite children to share what they would like to find at the end of the rainbow.	17 Create paper shamrocks in honor of St. Patrick's Day. 	18 Find green things from around the house.	19 Make a list of words that rhyme with spring.	20 Today is the first day of spring. Read a book about a flower.	21 M is for March. Write the upper and lowercase letters for M.	22 Go for a walk outside and look for signs of spring. Describe what you see and have children describe what they see.
23 Draw a rainbow and name the different colors.	24 Read a book about birds. 	25 Go for a birdwatching walk around your neighborhood. Talk about the birds you see.	26 Sing "Spring, Spring, Spring." See newsletter for the lyrics.	27 Visit the Library! 	28 Play with empty boxes. Crawl through, stack, or fill and dump toys from boxes.	29 It's International Mermaid Day! Make a paper mermaid tail to use as a bookmark.
30 Read a nonfiction book.	31 Go outside and blow bubbles.					