

Open for Discovery



William H. & Marion C. Alexander Family Library (AFL)
200 West 2nd Street
Hummelstown, PA 17036
717.566.0949

East Shore Area Library (ESA)
4501 Ethel Street
Harrisburg, PA 17109
717.652.9380

Elizabethville Area Library (EV)
80 North Market Street
Elizabethville, PA 17023
717.362.9825

Johnson Memorial Library (JOH)
799 East Center Street
Millersburg, PA 17061
717.692.2658

**George & Hettie Love Memorial Library (LOV)
(formerly Kline Library)**
530 South 29th Street
Harrisburg, PA 17104
717.234.3934

Madeline L. Olewine Memorial Library (MOM)
2410 North 3rd Street
Harrisburg, PA 17110
717.232.7286

McCormick Riverfront Library (MRL)
101 Walnut Street
Harrisburg, PA 17101
717.234.4976

Northern Dauphin Library (ND)
683 Main Street
Lykens, PA 17048
717.523.0340

**DCLS.ORG
Your Ninth Library**
Open 24 hours a day, 7 days a week.
Visit now!
24/7 RENEWALS
Toll Free 1.877.709.2690

MARCO
Your Exploration Station
Out and about in your community

Join our social media community

facebook.com/DCLS.PA

dcls.org/FBkids

dcls.org/FBadults

instagram.com/dcls_library

dcls.org/youtube

tiktok.com/@dcls_library



Stepping Stones to Milestones

Newsletter

February 2025

Talking

Hello!



Developed by our team of educators and librarians, Stepping Stones to Milestones is a cohesive storytime experience. We aim to help children get ready to start school and to position parents and caregivers as their child's first teacher. During storytime early literacy development is supported and modeled through these five practices.

1. Singing
2. Talking
3. Reading
4. Writing
5. Playing

These practices that build a rich literacy environment are easy to do and can be done anywhere.

Yes, and

In this activity, you take turns with the child to build a story. Begin with an introductory sentence. Then the child says, "Yes, and" and adds their own sentence. You follow with a "Yes, and" and follow the pattern. You can build vocabulary by selecting a few words that you and the children can weave into the story.

For example: One sunny day, we went to the zoo. Yes, and when I saw the lions, I roared. Yes, and then we went to see the cheetah, another wild cat. Yes, and we walked across the zoo to see a giraffe. Yes, and he was very tall. Yes, and then we observed the sloth. Yes, and we walked very slowly like a sloth to see the hyena. We had a good day at the zoo.

Try these songs or rhymes at home!

Babies: Jelly in the Bowl (Lap Bounce)

Jelly in the Bowl Jelly in the bowl,
(Wiggle baby)
Wobble, wobble, wibble, wobble,
(Wiggle side to side)
Jelly in the bowl.
(Wiggle baby)

Cookies in the jar, cookies in the jar,
(Bounce baby)
Shake them up, shake them up,
(Bounce side to side)
Cookies in the jar. (Bounce)

Candles on the cake, candles on the cake,
(Lean in circle)
Blow them out, blow them out,
(Rock back and forth)
Pfft, pfft, pfft!
(Blow on hair and lie them down)

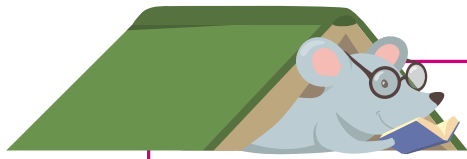
Toddlers: Horsie, Horsie, Don't You Stop

Horsie, horsie, don't you stop,
Just let your feet go clippety clop,
Your tail goes swish and the wheels go round,
Giddy up, giddy up, we're homeward bound.

Preschool: Sticky, Sticky Bubblegum

Sticky, sticky, sticky bubblegum, bubblegum,
bubblegum
Sticky, sticky, sticky bubblegum, sticking your
hands to your head.
Un-stick, pull!

(repeat with other body parts).



February Booklist

0-3 years

- Love from Llama Llama** by Anna Dewdney
- Already All the Love** by Diana Farid
- We are Love** by Patricia Hegarty
- Brown Sugar Baby Sweetest Love** by Kevin Lewis
- Be Mine, Be Mine, Sweet Valentine** by Sarah Weeks
- The Lonely Otter: A Heart-Warming Story About Love** illustrated by Clare Victoria Wilson

3-5 years

- Good Morning, Grumble** by Victoria Allenby
- Simon the Hugger** by Stacy B. Davids
- Same Love, Different Hug** by Sarah Hovorka
- A Loud Winter's Nap** by Katy Hudson
- Sleepy Snuggles** by Diane Murray
- The Littlest Things Give the Loveliest Hugs** by Mark Sperring



Play a game of I Spy.

Look out the window together and name all the things you see.

Example:

I spy a tree with a bird sitting on a branch. I spy a blue car. I spy a man taking a dog for a walk.



How often we talk with children and how we talk to them makes all the difference in developing early literacy.

With babies, narrate what you are doing with your baby throughout the day.

With toddlers, continue to talk about your day and about the things you see. Add questions about those things and give children time to respond.

With preschoolers, use open-ended questions and encourage children to ask about the new things they encounter.

Talking helps demonstrate how to use language. It exposes children to new vocabulary and builds knowledge of the world. All of this early learning prepares children for learning how to read and understanding what they read.


Steppingstones to Milestones Schedule for Winter 2025
Session 2 begins February 16 and ends March 22
Registration begins February 3, 2025 at 10:00 AM

Monday	Tuesday	Wednesday	Thursday	Friday	Saturday
All Ages Storytime 9:30 AM ESA	Born to Read 9:30 AM ESA	Toddler Storytime 9:30 AM ESA	All Ages Storytime 10:15 AM LOV	Preschool Storytime 9:15 AM ESA	
Toddler Storytime 10:15 EV	Born to Read 10:15 AM EV	Toddler Storytime 10:15 AM EV	Preschool Storytime 10:15 AM AFL	All Ages Storytime 10:15 AM ND	
	Toddler Storytime 10:15 AM AFL	Born to Read 10:15 AM AFL	Preschool Storytime 10:15 AM EV	Born to Read 10:15 AM LOV	
	Toddler Storytime 10:15 AM LOV	Toddler Storytime 11:00 AM ESA		Born to Read 10:30 AM ESA	
	Preschool Storytime 11:00 AM ESA				

Read 1000 Books Before Kindergarten with your child!









The idea is simple: build a daily reading habit with your child, log your reading, and earn prizes! Register at <https://www.dcls.org/1000-books-before-kindergarten/>

Earn a prize book at 100 books, 500 books, and 1000 books, and sign our wall of readers at your library every time you hit a 100-book milestone.



February 2025 Early Literacy Activity Calendar

Activities in bold print are for all ages. Activities in plain text are good to share with preschoolers

Sunday	Monday	Tuesday	Wednesday	Thursday	Friday	Saturday
						1 February begins with F. Name other words that begin with F.
2 It's Groundhog Day! Use a lamp or flashlight to explore shadows.	3 Give your child an object like a plastic bowl. Ask your child to find objects from around the house that are larger or smaller than the bowl.	4 Come up with different ways to finish, "Roses are red, violets are blue."	5 Play a favorite children's song while your child is getting ready for bed.	6 While reading a book to your child, stop to ask questions like, "Why is she happy?" or "What do you think will happen next?"	7 It's National Bubble Gum Day. Recite the rhyme, "Sticky, Sticky, Bubble Gum."	8 Send your child on a shape hunt. 
9 Read a book that has the word, "Pizza" in it. <i>Pete the Cat and the Perfect Pizza</i> by James Dean is one example.	10 Practice writing the letter V. 	11 Visit the Library! 	12 Encourage your child to make up a song about something they would like to do with a friend.	13 Go outside and get some exercise to get you heart beating faster.	14 Happy Valentine's Day! Cut out paper hearts to make cards for loved ones. 	15 Make a Baby Button Bag by placing large buttons in a gallon sized zipper bag. Tape the bag to a cookie sheet and let your child explore.
16 Use pink and red hearts to play a tic tac toe game. 	17 Celebrate Random Acts of Kindness day by performing an act of kindness toward another person.	18 It's Black History Month. Read a book about an African American.	19 Label 10 toys with the numbers 1 to 10 and hide them around the house. Have your child find them in numerical order.	20 Read to a pet day or read a book about a pet. 	21 Practice making pairs by sorting socks or mittens.	22 Fill a glass jar with hot water. Leave for 60 seconds. Pour out all but 1 inch. Put ice cubes in a strainer over the top and watch fog form.
23 Count how many blocks high you can build a tower. 	24 Use post-it notes to make labels for common items and have your child help place the labels where they belong.	25 Do a lap bounce like "Jelly in the Bowl" See the newsletter for the lyrics.	26 Let your child explore a magnet by giving them a variety of items to see if the magnet sticks to them.	27 Visit the Library! 	28 Talk about what your children wants to do when they grow up.	