

# Open for Discovery

 Free WiFi

## William H. & Marion C. Alexander Family Library (AFL)

200 West 2nd Street  
Hummelstown, PA 17036  
717.566.0949

## East Shore Area Library (ESA)

4501 Ethel Street  
Harrisburg, PA 17109  
717.652.9380

## Elizabethville Area Library (EV)

80 North Market Street  
Elizabethville, PA 17023  
717.362.9825

## Johnson Memorial Library (JOH)

799 East Center Street  
Millersburg, PA 17061  
717.692.2658

## George & Hettie Love Memorial Library (LOV) (formerly Kline Library)

530 South 29th Street  
Harrisburg, PA 17104  
717.234.3934

## Madeline L. Olewine Memorial Library (MOM)

2410 North 3rd Street  
Harrisburg, PA 17110  
717.232.7286

## McCormick Riverfront Library (MRL)

101 Walnut Street  
Harrisburg, PA 17101  
717.234.4976

## Northern Dauphin Library (ND)

683 Main Street  
Lykens, PA 17048  
717.523.0340

## DCLS.ORG

### Your Ninth Library

Open 24 hours a day, 7 days a week.  
Visit now!  
24/7 RENEWALS  
Toll Free 1.877.709.2690

## MARCO

Your Exploration Station  
Out and about in your community

## Join our social media community

 [facebook.com/DCLS.PA](https://facebook.com/DCLS.PA)

[dcls.org/FBkids](https://dcls.org/FBkids)

[dcls.org/FBadults](https://dcls.org/FBadults)

 [twitter.com/dcls\\_library](https://twitter.com/dcls_library)

 [instagram.com/dcls\\_library](https://instagram.com/dcls_library)

 [dcls.org/youtube](https://dcls.org/youtube)

 [tiktok.com/@dcls\\_library](https://tiktok.com/@dcls_library)



# Newsletter

December 2024

Playing

## Stepping Stones to Milestones



Developed by our team of educators and librarians, Stepping Stones to Milestones is a cohesive storytime experience. We aim to help children get ready to start school and to position parents and caregivers as their child's first teacher. During storytime early literacy development is supported and modeled through these five practices.

1. Singing
2. Talking
3. Reading
4. Writing
5. Playing

These practices that build a rich literacy environment are easy to do and can be done anywhere.

## Say Yes to Play

Play is a learning process. Through play children learn language, develop social-emotional skills, and acquire cognitive and motor skills. Play is an essential way that children learn how to learn, so provide open-ended opportunities for playtime and set aside quality time to play with your child.



## Try these songs or rhymes at home!

### Babies: Andy Pandey

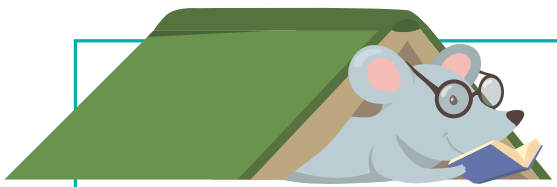
Andy Pandey sugar and candy  
All pop down. (*Bounce on lap, lower child on "down"*)  
Andy Pandey sugar and candy  
All pop up. (*Bounce on lap and lift baby on "up"*)  
Andy Pandey sugar and candy  
All pop in. (*Bounce on lap then pull child in for a hug*)  
Andy Pandey sugar and candy  
All pop out. (*Bounce on lap, then move child away from body*)

### Toddlers: Gingerbread Baking

Stir a bowl of gingerbread,  
Smooth and spicy brown.  
Roll it with a rolling pin,  
Up and up and down.  
With a cookie cutter,  
Make some little men.  
Put them in the oven  
Till half past ten!

### Preschool: "The Snowman and the Bunny"

I built a little snowman  
With a carrot for a nose  
Along came a bunny  
And what do you suppose?  
That hungry little bunny  
Looking for his lunch  
Ate the snowman's carrot nose  
Nibble nibble crunch!



# December Booklist

## 0-3 years

- Play with Me* by Kat Chen
- Honk Honk Woo Woo* by Emma Garcia
- Bear & Hare: Snow!* by Emily Gravett
- Winter with Lily and Milo* by Pauline Oud
- My Feet Go* by Ammi-Joan Paquette
- Higher! Higher!* by Leslie Patricelli

## 3-5 years

- Can I Be Your Dog?* by Troy Cummings
- Good Night, Mouse!* by Jed Henry
- Whistle for Willie* by Ezra Jack Keats
- Hanukkah Bear* by Eric. A. Kimmel
- Louis* by Tom Lichtenheld
- Winter Friends* by Mary Quattlebaum



## Join the Winter Reading Challenge December 1-February 28

This reading challenge is for all ages. Track reading, write reviews, or create picture reviews to earn points toward the winter reading goal. Finishers will earn a special prize. Learn more at [dcls.org/wrc](http://dcls.org/wrc).



## Explore one of these playtime ideas:

**For Babies:** Loosely tape small toys to a cookie sheet or high chair tray using masking tape, then have the babies free the toys. This activity helps build hand strength.

**For Toddlers:** Add some fun to puzzle play. Place each puzzle piece inside a sock. Have toddlers find the puzzles pieces then place them back into the puzzles.

**For Preschoolers:** Create an imaginative play car wash using dining room chairs, long socks, scarves, or ribbons and a blanket. Drape the scarves or ribbons over the chairs or attach the socks so they hang down. Place the blanket over the top to create a tunnel. Children crawl through the car wash. This is good for building gross motor skills. Expand the play experience by having the children pretend to pay for the carwash and practice money concepts. This is a great rainy day activity.



Here's a look at our upcoming Steppingstones to Milestone Schedule for Winter 2025  
Session 1 begins January 6 and ends February 8.  
Registration begins Monday December 16, 2024 at 10:00 AM.

Monday	Tuesday	Wednesday	Thursday	Friday	Saturday
<b>All Ages Storytime</b> 9:30 AM ESA	<b>Born to Read</b> 9:30 AM ESA	<b>Toddler Storytime</b> 9:30 AM ESA	<b>All Ages Storytime</b> 10:15 AM LOV	<b>Preschool Storytime</b> 9:15 AM ESA	
<b>Toddler Storytime</b> 10:15 AM EV	<b>Born to Read</b> 10:15 AM EV	<b>Toddler Storytime</b> 10:15 AM EV	<b>Preschool Storytime</b> 10:15 AM AFL	<b>All Ages Storytime</b> 10:15 AM ND	
	<b>Toddler Storytime</b> 10:15 AM AFL	<b>Born to Read</b> 10:15 AM AFL	<b>Preschool Storytime</b> 10:15 AM EV	<b>Born to Read</b> 10:15 AM LOV	
	<b>Toddler Storytime</b> 10:15 AM LOV	<b>Toddler Storytime</b> 11:00 AM ESA		<b>Born to Read</b> 10:30 AM ESA	
	<b>Preschool Storytime</b> 11:00 AM ESA				










## Post-it Note Peekaboo

Place post-it note paper over pictures in a book to create your own lift-the-flap books. Alphabet Books and first word books work well for this. Children enjoy peeking under the paper to discover what is pictured. This activity is good for building vocabulary. Ask children to identify what is covered up.



# December 2024 Early Learning Activity Calendar

Activities in bold print are for all ages. Activities in plain text are good to share with preschoolers

Sunday	Monday	Tuesday	Wednesday	Thursday	Friday	Saturday
<b>1</b> <b>December starts with the letter D. Name other words beginning with D.</b>	<b>2</b> <b>Join the Winter Reading Challenge.</b> 	<b>3</b> How many words can you name that rhyme with sled? 	<b>4</b> <b>It's Wildlife Conservation Day. Read a book about a wild animal.</b>	<b>5</b> <b>it's National Communicate with Your Child Day. Share a story from your childhood and have your child share a story.</b>	<b>6</b> At dinner count the number of plates. Then count the number of cups. Are they the same?	<b>7</b> <b>Go for a walk and look for evergreen trees.</b>
<b>8</b> It's National Brownie Day. Mix up a batch. Have children help measure ingredients.	<b>9</b> Talk about the weather. Is it cold? Rainy? Snowy?	<b>10</b> It's Dewey Decimal Day. Visit the library and borrow a book with a call number in the 398s.	<b>11</b> Play freeze tag. Stand still like a snowman when you are tagged. 	<b>12</b> <b>Recite the rhyme, "Gingerbread Baking." Find the rhyme in the newsletter.</b>	<b>13</b> Make a gingerbread ornament using whatever art supplies you have at home.	<b>14</b> <b>Read a book about cookies.</b> 
<b>15</b> Send a holiday card to a family member or friend. Have your children sign the card by writing their names.	<b>16</b> <b>Draw a tree by drawing three triangles.</b> 	<b>17</b> Make paper airplanes and fly them in honor of Wright Brother's Day.	<b>18</b> Say two words. Instruct your child to stand if the words start with the same sound and sit if they do not.	<b>19</b> <b>Make baby safe paint using yogurt and natural colors. Children create pictures with this paint.</b>	<b>20</b> <b>Sing a favorite Christmas Carol.</b> 	<b>21</b> <b>Take a walk or go for a ride to look at the holiday lights and decorations. Ask children to describe what they see.</b>
<b>22</b> Wrap a small toy inside a box. Then wrap that box inside a larger box and repeat. Children build fine motor skills as they unwrap this "gift."	<b>23</b> Hide candy canes around your house. Have children search for and count how many they find.	<b>24</b> <b>Dance along to a popular holiday song.</b> 	<b>25</b> Merry Christmas! Share your favorite family holiday stories. 	<b>26</b> Kwanzaa begins today. Read <i>Li'l Rabbit's Kwanzaa</i> by Donna Washington	<b>27</b> Is it cold enough to freeze water? Have children measure 1 cup of water and place in a container outside. Check on water periodically.	<b>28</b> <b>Visit the library.</b> 
<b>29</b> <b>Collect some items from around the house and sort into categories of old and new.</b>	<b>30</b> <b>Look at a calendar and say the names of each month.</b>	<b>31</b> <b>Practice counting down from 10 to 1 before shouting Happy New Year!</b>				