

# Open for Discovery



**William H. & Marion C. Alexander Family Library (AFL)**  
200 West 2nd Street  
Hummelstown, PA 17036  
717.566.0949

**East Shore Area Library (ESA)**  
4501 Ethel Street  
Harrisburg, PA 17109  
717.652.9380

**Elizabethville Area Library (EV)**  
80 North Market Street  
Elizabethville, PA 17023  
717.362.9825

**Johnson Memorial Library (JOH)**  
799 East Center Street  
Millersburg, PA 17061  
717.692.2658

**George & Hettie Love Memorial Library (LOV)  
(formerly Kline Library)**  
530 South 29th Street  
Harrisburg, PA 17104  
717.234.3934

**Madeline L. Olewine Memorial Library (MOM)**  
2410 North 3rd Street  
Harrisburg, PA 17110  
717.232.7286

**McCormick Riverfront Library (MRL)**  
101 Walnut Street  
Harrisburg, PA 17101  
717.234.4976

**Northern Dauphin Library (ND)**  
683 Main Street  
Lykens, PA 17048  
717.523.0340

**DCLS.ORG**  
**Your Ninth Library**  
Open 24 hours a day, 7 days a week.  
Visit now!  
24/7 RENEWALS  
Toll Free 1.877.709.2690

**MARCO**  
Your Exploration Station  
Out and about in your community

## Join our social media community

[facebook.com/DCLS.PA](https://facebook.com/DCLS.PA)

[dcls.org/FBkids](https://dcls.org/FBkids)

[dcls.org/FBadults](https://dcls.org/FBadults)

[twitter.com/dcls\\_library](https://twitter.com/dcls_library)

[instagram.com/dcls\\_library](https://instagram.com/dcls_library)

[dcls.org/youtube](https://dcls.org/youtube)

[tiktok.com/@dcls\\_library](https://tiktok.com/@dcls_library)



# Newsletter

January 2025

Singing

Stepping Stones  
to Milestones





Developed by our team of educators and librarians, Stepping Stones to Milestones is a cohesive storytime experience. We aim to help children get ready to start school and to position parents and caregivers as their child's first teacher. During storytime early literacy development is supported and modeled through these five practices.

1. Singing
2. Talking
3. Reading
4. Writing
5. Playing

These practices that build a rich literacy environment are easy to do and can be done anywhere.

**Sing a book!** Find picture books based on songs that you sing with your child. Here are two samples.



## Try these songs and rhymes at home!

### Babies: Trot, Trot, Trot

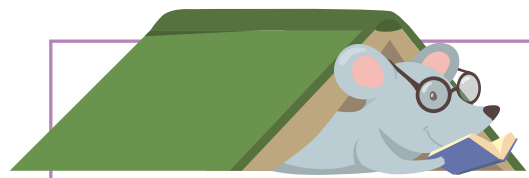
Trot, trot to London (*Bounce baby on knee*)  
Trot, trot to Dover  
Watch out baby (*or child's name*)  
Or you might fall over (*Gently tip baby off lap*)  
Trot, trot to Boston (*Bounce baby on knee*)  
Trot, trot to Lynn  
Watch out baby  
Or you might fall in! (*Gently lower baby between knees.*)

### Toddlers: "Dance Like Snowflakes"

*Sung to: "Frere Jacques"*  
Dance like snowflakes,  
Dance like snowflakes  
In the air, in the air  
Whirling, twirling snowflakes  
Whirling, twirling snowflakes  
Here and there, everywhere

### Preschool: Freedom, Freedom Let it Ring

*Sung to: "Twinkle, Twinkle Little Star"*  
Freedom, Freedom let it ring  
"Let it ring", said Dr King  
Let us live in harmony  
Peace and love for you and me  
Freedom freedom let it ring  
"Let it ring", said Dr King.



# January Booklist

## 0-3 years

- The Itsy Bitsy Snowman* by Jeffrey Burton
- Bundle Up, Little Pup* by Dori Elys
- A Hat for Minerva Louise* by Janet Morgan Stoeke
- Ten on the Sled* by Kim Norman
- One Mitten* by Kristine O’Connell
- Where is Fuzzy Penguin?* by Yayo

## 3-5 years

- If You Were a Penguin* by Florence and Wendell Minor
- The Story of Martin Luther King Jr.* by Johnny Ray Moore
- A Sled for Gabo* by Emma Otheguy
- Snow Song* by A.K. Riley
- Bear’s Big Dreaming* by Michael Rosen
- The Duckling Gets a Cookie!?* by Mo Willems



View video storybooks and nonfiction ebooks designed for preschoolers and early elementary school children at BookFlix. You can find a link to this resource on our webpage at <https://www.dcls.org/school-tools-elementary-school-databases/>.

## Steppingstones to Milestones Schedule for Winter 2025 Session 1 begins January 5 and ends February 8.

Monday	Tuesday	Wednesday	Thursday	Friday	Saturday
<b>All Ages Storytime</b> 9:30 AM ESA	<b>Born to Read</b> 9:30 AM ESA	<b>Toddler Storytime</b> 9:30 AM ESA	<b>All Ages Storytime</b> 10:15 AM LOV	<b>Preschool Storytime</b> 9:15 AM ESA	
<b>Toddler Storytime</b> 10:15 AM EV	<b>Born to Read</b> 10:15 AM EV	<b>Toddler Storytime</b> 10:15 AM EV	<b>Preschool Storytime</b> 10:15 AM AFL	<b>All Ages Storytime</b> 10:15 AM ND	
	<b>Toddler Storytime</b> 10:15 AM AFL	<b>Born to Read</b> 10:15 AM AFL	<b>Preschool Storytime</b> 10:15 AM EV	<b>Born to Read</b> 10:15 AM LOV	
	<b>Toddler Storytime</b> 10:15 AM LOV	<b>Toddler Storytime</b> 11:00 AM ESA		<b>Born to Read</b> 10:30 AM ESA	
	<b>Preschool Storytime</b> 11:00 AM ESA				



## Sing repeat-after-me songs

These songs don’t rely on memorization, are adaptable, and allow children to join in at different times. Here are two you can sing at home.

### Down by the Bay

- Down by the bay, (repeat)
- Where the watermelons grow, (repeat)
- Back to my home, (repeat)
- I dare not go, (repeat)
- For if I do, (repeat)
- My mother will say: (repeat)
- “Did you ever see a moose kissing a goose?”
- Down by the bay

Repeat song and end using other rhyming phrases like “Did you ever see a whale with a polka dot tail?”

### Boom Chicka Boom

- I said a BOOM chicka-boom (echo)
- I said a boom CHICKA boom (echo)
- I said a boom chicka-rocka, chicka-rocka, chicka-boom! (echo)
- Oh yeah (echo)
- Uh huh (echo)
- One more time (echo)
- \_\_\_\_\_ style (echo)






Other styles: loud, whisper, quick, and janitorial. The leader acts out the different styles for each new verse. Loud style is shouted, whisper style is whispered,

Janitorial style uses these lyrics:  
Broom-chicka-broom  
I said a broom-chicka-broom  
I said a broom-sweep-a-mop-a-sweep-a-mop-a-sweep-a-broom!

Music helps children remember things longer because it activates a different part of the brain than regular spoken language.

# January 2025 Early Literacy Activity Calendar

Activities in bold print are for all ages. Activities in plain text are good to share with preschoolers

Sunday	Monday	Tuesday	Wednesday	Thursday	Friday	Saturday
			1 How many words can you name that rhyme with “new”?	2 Draw the number 2025 and color it with your child. <b>2025</b>	3 Have your child tell you a story about something they want to do in the new year.	4 It is National Spaghetti Day! Use uncooked spaghetti to make letters.
5 <b>Read a book about a penguin.</b> 	6 Tap out a beat on the counter and ask your child to imitate you.	7 <b>Have your child listen to different versions of the same song? Which version is preferred?</b>	8 Make a to-do list and ask your child to mark off each task as you do them.	9 Make a snowman out of paper. Have children cut shapes to use for their snowmen.	10 Write the word winter on paper and have your child trace the letters using colored pencils or crayons.	11 Celebrate National Milk Day. Create a milk masterpiece using milk, food coloring, and dish detergent.*
12 Create an obstacle course and give directions for how your child should navigate course.	13 It’s National Rubber Ducky Day! Mark shapes on the floor with masking tape. Have your child toss a rubber ducky into the shapes and name where it lands.	14 Sing favorite songs as you ride in the car.	15 Visit the library! 	16 <b>Use family photos to create a storybook to read to your child. Have your child add to the story.</b>	17 Use a ruler to measure items from around the house. Which items are longer? 	18 <b>Read “Touch and Feel” books to explore textures.</b>
19 <b>Be a reading role model. Let your child catch you reading a book, a newspaper, or a magazine.</b>	20 Sing “Freedom, Freedom Let it Ring” See newsletter for the words.	21 <b>It’s Squirrel Appreciation Day. Read a book about a squirrel.</b>	22 Draw what you hear. Play music and encourage children to draw how the music makes them feel.	23 <b>When your baby makes sounds like “ba” or “da” copy them and see if your baby repeats them.</b>	24 <b>Use household items as instruments.</b>	25 <b>Play a game of Opposite Simon Says. Do the opposite action for each directive.</b>
26 Visit the library! 	27 Make up a story about a snowman. Have your child retell the story back to you.	28 <b>Sing a repeat-after-me song like “Down by the Bay. See newsletter for the lyrics.</b>	29 <b>Put together a puzzle.</b> 	30 <b>Read <i>Over and Under the Snow</i> by Kate Messner together.</b>	31 It is backward day! Practice counting backwards from 10 to 1.	

\*View the video at <https://www.youtube.com/watch?v=zsT-yqeXd9o> for directions