

Open for Discovery



William H. & Marion C. Alexander Family Library (AFL)
200 West 2nd Street
Hummelstown, PA 17036
717.566.0949

Madeline L. Olewine Memorial Library (MOM)
2410 North 3rd Street
Harrisburg, PA 17110
717.232.7286

East Shore Area Library (ESA)
4501 Ethel Street
Harrisburg, PA 17109
717.652.9380

McCormick Riverfront Library (MRL)
101 Walnut Street
Harrisburg, PA 17101
717.234.4976

Elizabethville Area Library (EV)
80 North Market Street
Elizabethville, PA 17023
717.362.9825

Northern Dauphin Library (ND)
683 Main Street
Lykens, PA 17048
717.523.0340

Johnson Memorial Library (JOH)
799 East Center Street
Millersburg, PA 17061
717.692.2658

DCLS.ORG
Your Ninth Library
Open 24 hours a day, 7 days a week.
Visit now!
24/7 RENEWALS
Toll Free 1.877.709.2690

George & Hettie Love Memorial Library (LOV)
(formerly Kline Library)
530 South 29th Street
Harrisburg, PA 17104
717.234.3934

MARCO
Your Exploration Station
Out and about in your community

Join our social media community

facebook.com/DCLS.PA

instagram.com/dcls_library

dcls.org/FBkids

dcls.org/youtube

dcls.org/FBadults

twitter.com/dcls_library

tiktok.com/@dcls_library



Stepping Stones to Milestones

Newsletter

November 2024

Writing



Developed by our team of educators and librarians, Stepping Stones to Milestones is a cohesive storytime experience. We aim to help children get ready to start school and to position parents and caregivers as their child's first teacher. During storytime early literacy development is supported and modeled through these five practices.

1. Singing
2. Talking
3. Reading
- 4. Writing**
5. Playing

These practices that build a rich literacy environment are easy to do and can be done anywhere.

Writing with Cars

Secure a large sheet of paper to a table or the floor. Attach a crayon to a toy car using tape so that the crayon rests on paper when the car is driven across the paper. Have children drive their cars on the paper and see the lines the crayons make. To expand on this activity, provide shapes, letters, or numbers for your child to drive along. This helps children become familiar with the shapes and movement needed to make letters and numbers.



Try these songs and rhymes at home!

Babies: A Bouncing We Will Go
Tune: A Hunting We Will Go

A bouncing we will go
A bouncing we will go
Hi ho the derry o
A bouncing we will go

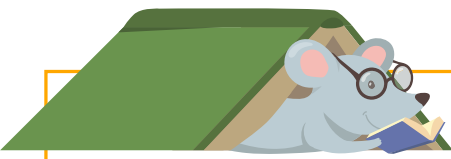
Add your own verses like: A rocking we will go, I'll lift you up and down, and A tickling we will go.

Toddlers: Two Little Turkeys
Two little turkeys sitting on a hill
One named Jack, the other named Jill
Run away Jack, run away Jill
Come back Jack, come back Jill
(cloud/quiet & loud, pole/fast & slow)

Preschool: I'm Glad I'm Not a Turkey
Sung to: Did You Ever See a Lassie?

Oh, I'm glad I'm not a turkey,
a turkey, a turkey.
Oh, I'm glad I'm not a turkey
on Thanksgiving day.
They'll stuff you and baste you
and then they will taste you.
Oh, I'm glad I'm not a turkey
on Thanksgiving Day!





November Booklist

0-3 years

- Feast for 10* by Cathryn Falwell
- You're the Pumpkin in my Pie* by Laura Gehl
- Baby Animals* by Stephan Lomp
- Let's Eat* by Alexandra Penfold
- If Animals Said I Love You* by Ann Whitford Paul
- My First Dino-Thanksgiving* by Lisa Wheeler

3-5 years

- Thankfulness* by Cynthia Amoroso
- The Firefighters' Thanksgiving* by Maribeth Boelts
- If I Didn't Have You* by Alan Katz
- Fry Bread: A Native American Family Story* by Kevin Noble Maillard
- Bear Says Thanks* by Karma Wilson
- How Do Dinosaurs Learn to be Kind?* by Jane Yolen



Model writing for your child daily.

Let your children see you writing on a regular basis and discuss the ways you use writing every day. Good opportunities to demonstrate writing are when you are making a grocery list, writing a thank-you note, or writing down a story your child narrates.



Help children be ready to write

Activities that develop the small finger muscles in your child's hand will help prepare children to write.

Babies and Toddlers:


Place a few small objects into a dish basin or bucket with water. Have children use a measuring cup or a ladle to scoop out the items.

Preschoolers:

- Threading beads onto a chenille stem or pipe cleaner encourages the use of the pincer grasp between the thumb and forefinger. This strengthens the small hand muscles that are used when holding a pencil to write. Number or pattern concepts can be included to this activity.
- Another activity for preschoolers is to use squeeze bottles filled with sugar or salt to trace letters. Children build muscle strength by squeezing the bottles as they trace letters or numbers.





November 2024 Stepping Stones to Milestones Schedule This Session begins November 3 and ends December 7.

Monday	Tuesday	Wednesday	Thursday	Friday	Saturday
All Ages Storytime 9:30 AM ESA	Born to Read 9:30 AM ESA	Toddler Storytime 9:30 AM ESA	All Ages Storytime 10:15 AM LOV	Preschool Storytime 9:15 AM ESA	
Toddler Storytime 10:15 EV	Born to Read 10:15 AM EV	Toddler Storytime 10:15 AM EV	Preschool Storytime 10:15 AM AFL	All Ages Storytime 10:15 AM ND	
	Toddler Storytime 10:15 AM AFL	Born to Read 10:15 AM AFL	Preschool Storytime 10:15 AM EV	Born to Read 10:30 AM ESA	
	Toddler Storytime 10:15 AM LOV	Toddler Storytime 11:00 AM ESA			
	Preschool Storytime 11:00 AM ESA				



November 2024 Early Learning Activity Calendar

Activities in bold print are for all ages. Activities in plain text are good to share with preschoolers

Sunday	Monday	Tuesday	Wednesday	Thursday	Friday	Saturday
					1 It's National Author's Day. Have your child tell you a story that you write out.	2 November begins with N. Practice writing letter N.
3 Daylight Savings Time ends. Make a clock using a paper plate and set the time back one hour.	4 Have your child vote on your dinner options or activity options.	5 It's National Donut Day. Read the book, <i>If You Give a Dog a Donut</i> by Laura Numeroff	6 Sing "I'm Glad I'm Not a Turkey." See the newsletter for the words.	7 Play the Imitation game. Have your child face you and mimic your motions and expressions.	8 Visit the Library. 	9 It's Lois Ehlert's Birthday. Read a book by this author like <i>Feathers for Lunch</i> .
10 Lap Bounce to the song, "A Bouncing We Will Go" Find the lyrics in the newsletter.	11 It's veteran's day. Decorate shapes of paper like camouflage and use to make a picture of a soldier.	12 Listen to your favorite song and use spoons to tap out the beat.	13 It's World Kindness Day. Make a list of three ways you can be kind to another.	14 Create a leaf sensory bin with leaves and other items from nature for children to explore.	15 Read a Native American story or folktale.	16 It's National Button day. Practice buttoning shirts or jackets. 
17 Read a book about food. 	18 Pour corn meal onto a plate or tray. Have children use their finger to draw letters or numbers.	19 Visit the library. 	20 Learn how to say, "Thank you" in other languages including sign language.	21 Count how many forks you have in the drawer. Will there be enough for Thanksgiving?	22 Have your child trace his hand with a pencil on a piece of paper. Then use crayons to turn the hand into a turkey.	23 Name or make up words that rhyme with different foods. Turkey- murky
24 Play musical chairs. Circle around the chairs until the music stops, then sit in the closest chair.	25 Use playdough to make pretend cookies. Count how many you make.	26 Gobble like a turkey. What other animal sounds can you make.	27 Draw a picture of something you are thankful for.	28 Ask your child to identify the colors of the foods that are served on Thanksgiving.	29 Find words that start with the same sound and your child's name.	30 Play catch with a football or other ball. 