

Open for Discovery

 Free WiFi

William H. & Marion C. Alexander Family Library (AFL)
200 West 2nd Street
Hummelstown, PA 17036
717.566.0949

East Shore Area Library (ESA)
4501 Ethel Street
Harrisburg, PA 17109
717.652.9380

Elizabethville Area Library (EV)
80 North Market Street
Elizabethville, PA 17023
717.362.9825

Johnson Memorial Library (JOH)
799 East Center Street
Millersburg, PA 17061
717.692.2658

**George & Hettie Love Memorial Library (LOV)
(formerly Kline Library)**
530 South 29th Street
Harrisburg, PA 17104
717.234.3934

Madeline L. Olewine Memorial Library (MOM)
2410 North 3rd Street
Harrisburg, PA 17110
717.232.7286

McCormick Riverfront Library (MRL)
101 Walnut Street
Harrisburg, PA 17101
717.234.4976

Northern Dauphin Library (ND)
683 Main Street
Lykens, PA 17048
717.523.0340

DCLS.ORG
Your Ninth Library
Open 24 hours a day, 7 days a week.
Visit now!
24/7 RENEWALS
Toll Free 1.877.709.2690

MARCO
Your Exploration Station
Out and about in your community

Join our social media community

 facebook.com/DCLS.PA

dcls.org/FBkids

dcls.org/FBadults

 twitter.com/dcls_library

 instagram.com/dcls_library

 dcls.org/youtube

 tiktok.com/@dcls_library



Stepping Stones to Milestones

Newsletter

October 2024

Reading




Developed by our team of educators and librarians, Stepping Stones to Milestones is a cohesive storytime experience. We aim to help children get ready to start school and to position parents and caregivers as their child's first teacher. During storytime early literacy development is supported and modeled through these five practices.

1. Singing
2. Talking
3. Reading
4. Writing
5. Playing

These practices that build a rich literacy environment are easy to do and can be done anywhere.

Pair a craft with a book

Use crayons or paint to color a white paper plate light brown. Cut chocolate chips from brown construction paper and glue them onto the plate.



Try these songs or rhymes at home!

Babies: Great Big Apple Tree
Tune of "Where Is Thumbkin?"

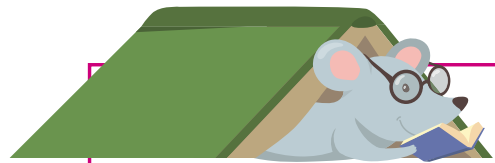
Great big apple tree, great big apple tree
(extend baby's arms)
Standing tall, standing tall,
(lift baby up)
Moving your branches, when the wind blows
(sway baby's arms)
Apples fall! Apples fall!
(bring baby's arms down)

Toddlers: I'm a Little Spider
Sung to: "Little Teapot"

I'm a little spider, watch me spin.
If you'll be my dinner,
I'll let you come in.
Then I'll build my web
to hold you tight,
And gobble you up in one big bite!

Preschoolers: Have You Ever Seen a Pumpkin?
Tune: "Have You Ever Seen a Lassie?"

Have you ever seen a pumpkin, a pumpkin,
a pumpkin?
Have you ever seen a pumpkin, that grows
on a vine?
A round one, a tall one,
A bumpy one, a squashed one.
Have you ever seen a pumpkin that grows
on a vine?



October Booklist

0-3 years

I'm a Little Pumpkin by Hannah Eliot

Fall Parade by Camelia Kay

Haz un pastel = Pat-A-Cake by Annie Kubler & Sarah Dellow

You and Me, Baby by Lynn Reiser

This is the First Book I Will Read to You by Francesco Sedita

3-5 years

Owl Howl by Paul Friester

How Rocket Learned to Read by Tad Hills

Aw, Nuts! by Rob McClurkan

My Book and Me by Linda Sue Park

Squeak the Mouse Likes His House by Pat Schories

The Doghouse by Jan Thomas

When You Love a Book by Kaz Windness



Learn and use baby sign language.

Teaching your babies some simple signs will help them communicate with you before they are able to verbalize with you. The Library has resources to help you learn.



Read with your children instead of to your children.

When we use active reading techniques, books come alive. Children become engaged with their brains, mouths, and bodies. Active reading focuses on creating conversation about the book, using the pictures and the story to build vocabulary, and building connections between the book and your child's world.

Active reading techniques include

1. Picture walks: Look through a picture book together and discuss what is happening. Relate what is going on to something going on in your child's life. This can be done before you read the words.
2. Talk more. Ask questions, then expand on your child's replies adding descriptive words and additional information.
3. Use fill-in-the-blank or completion prompts. Leave off parts of the text for the children to fill in.

In active reading, your job is to be a guide to the book helping your child connect to the characters and understand the ideas in the story. The book, *Read with Me: Engaging Your Young Child in Active Reading* by

Samantha Cleaver and Munro Richardson provides more information and tips for using active reading.








October Stepping Stones to Milestone Schedule

Monday	Tuesday	Wednesday	Thursday	Friday	Saturday
All Ages Storytime 9:30 AM ESA	Born to Read 9:30 AM ESA	Toddler Storytime 9:30 AM ESA	All Ages Storytime 10:15 AM LOV	Preschool Storytime 9:15 AM ESA	
Toddler Storytime 10:15 EV	Born to Read 10:15 AM EV	Toddler Storytime 10:15 AM EV	Preschool Storytime 10:15 AM AFL	All Ages Storytime 10:15 AM ND	
	Toddler Storytime 10:15 AM AFL	Born to Read 10:15 AM AFL	Preschool Storytime 10:15 AM EV	Born to Read 10:30 AM ESA	
	Toddler Storytime 10:15 AM LOV	Toddler Storytime 11:00 AM ESA			
	Preschool Storytime 11:00 AM ESA				

October 2024 Early Learning Activity Calendar

Activities in bold print are for all ages. Activities in plain text are good to share with preschoolers.

Sunday	Monday	Tuesday	Wednesday	Thursday	Friday	Saturday
		1 October begins with O. Practice writing letter O.	2 Orange also begins with letter O. How many orange items can you find in your house?	3 Learn to say “Hello” in a language new to you.	4 Enjoy the fall weather by playing a game of freeze tag outside.	5 Read a book written by David Shannon in honor of his birthday.
6 Have your child draw a picture of what she sees outside her window.	7 Roll a ball back and forth with a sibling, friend, or grown up. 	8 Today is World Octopus day! Read a book about an octopus.	9 Spiders have 8 legs. Use small toys to illustrate basic addition formulas that equal 8. $■ + ■■■■■ = 8$	10 Sing the song, “I’m a Little Spider” See the newsletter for the lyrics.	11 Without reading the words of a picture book, use the illustrations to guide you in a story you and your child create.	12 Visit the library. 
13 Our skeleton is made from bones. Our bones meet at our joints. Have your children point to and move different joints.	14 Go for a walk and collect a few leaves. Compare and contrast the leaves.	15 Play a game of follow me. Have your child name the next number or letter following the one you name.	16 It’s Dictionary Day. Explore a picture dictionary.	17 Use empty toilet tissue tube and paint to make “o” prints on paper.	18 See how many words you can name that rhyme with bat. 	19 Happy Birthday Ed Emberley. Read Go Away Big Green Monster.
20 Visit the library. Check out something that is not a book.	21 It’s National Apple Day. Sing “ Great Big Apple Tree.” See the newsletter for the lyrics.	22 Sort small candies, cereal, or toys by color.	23 Look in a mirror and make silly faces. Then hold up a book. What do you notice?	24 Use clothes and other items to play dress-up or create a costume.	25 Read a book about an owl. 	26 Decorate a pumpkin (paper or the real thing) using craft supplies you have on hand.
27 Use blocks to build a haunted house.	28 Dance to the song, “Monster Mash” or a song of your choice.	29 Count the number of pumpkins you see today. 	30 Discuss what are your favorite kinds of candy.	31 Happy Halloween! Create a Halloween greeting to share with those you meet today.		