

Open for Discovery



William H. & Marion C. Alexander Family Library (AFL)

200 West 2nd Street
Hummelstown, PA 17036
717.566.0949

East Shore Area Library (ESA)

4501 Ethel Street
Harrisburg, PA 17109
717.652.9380

Elizabethville Area Library (EV)

80 North Market Street
Elizabethville, PA 17023
717.362.9825

Johnson Memorial Library (JOH)

799 East Center Street
Millersburg, PA 17061
717.692.2658

George & Hettie Love Memorial Library (LOV) (formerly Kline Library)

530 South 29th Street
Harrisburg, PA 17104
717.234.3934

Madeline L. Olewine Memorial Library (MOM)

2410 North 3rd Street
Harrisburg, PA 17110
717.232.7286

McCormick Riverfront Library (MRL)

101 Walnut Street
Harrisburg, PA 17101
717.234.4976

Northern Dauphin Library (ND)

683 Main Street
Lykens, PA 17048
717.523.0340

DCLS.ORG

Your Ninth Library

Open 24 hours a day, 7 days a week.
Visit now!
24/7 RENEWALS
Toll Free 1.877.709.2690

MARCO

Your Exploration Station
Out and about in your community



Newsletter

July 2024

Playing

Stepping Stones to Milestones




Developed by our team of educators and librarians, Stepping Stones to Milestones is a cohesive storytime experience. We aim to help children get ready to start school and to position parents and caregivers as their child's first teacher. During storytime early literacy development is supported and modeled through these five practices.

1. Singing
2. Talking
3. Reading
4. Writing
5. Playing

These practices that build a rich literacy environment are easy to do and can be done anywhere.

Play is one of the best ways

for children to learn language and literacy skills. The best kind of play is often unstructured.



Try these songs or rhymes at home!

Babies: This Little Piggy

This little piggy went to market;
This little piggy stayed home;
This little piggy had roast beef;
This little piggy had none;
This little piggy said,
"Wee, wee, wee," all the way home.

Toddlers: On Independence Day

Sung to: "Mary Had a Little Lamb"

Fireworks go snap, snap, snap!
Crack, crack, crack! Zap, zap, zap!
Fireworks make me clap, clap, clap
On Independence Day!

Preschool: Colors of Our Flag

(Tune: Three Blind Mice)

Red, white, and blue
Red, white, and blue
Colors of our flag
Colors of our flag
Soon it will be the Fourth of July
And that, you know, is the reason why
We sing about our country's flag
Red, white, and blue

Join our social media community

 facebook.com/DCLS.PA

dcls.org/FBkids

dcls.org/FBadults

 twitter.com/dcls_library











 instagram.com/dcls_library

 dcls.org/youtube

 tiktok.com/@dcls_library

July 2024 Early Learning Activity Calendar

Activities in bold print are for all ages. Activities in plain text are good to share with preschoolers.

Sunday	Monday	Tuesday	Wednesday	Thursday	Friday	Saturday
	1 July begins with letter J. Make or say a list of other J words.	2 Play with playdough! Make shapes, letters, numbers, or a creative design.	3 Visit the Library! 	4 Happy 4th of July! Create a patriotic banner using red, white, and blue.	5 Sing a patriotic song. 	6 Have your child practice bouncing a ball and counting how many bounces.
7 Picnic rhymes: Say "I'm going on a picnic and I'm bringing a snake." Have child name a food that rhymes with snake, etc.	8 Take a bin of water outside. Place small water safe toys in the bin. Use a serving spoon to remove the toys.	9 Read a book about summer. 	10 Build a tower with blocks or boxes. Use a measuring tape to see how tall it is.	11 It's National Swimming Pool Day. Go for a swim or engage in water play outside.	12 Seal a bag filled with hair gel, food coloring, and sequins with tape. Children draw letters with their fingers on the bag.	13 Create sound patterns using hands, feet, pots, or pans. (clap, clap, stomp, tap)
14 Practice writing your first initial. Try writing with different tools. (crayon, pen, pencil, etc.)	15 Look for insects outside of your home. Talk about bugs and what they look like. 	16 Draw zig zags and waves on paper then cut along the lines using scissors. 	17 Go on a nature walk and bring a paper bag to collect interesting items. Then, create a nature collage once you are back at home.	18 Use a paper towel tube to make a play telescope or visit the library to borrow a real telescope.	19 Fingerprint moon painting. Cut a circle of colored paper. Children dab white paint on circle using fingertips.	20  It's National Moon Day! Read the book <i>Goodnight Moon</i> by Margaret Wise Brown.
21 It's National Ice Cream Day. As you enjoy a treat, name as many flavors you can. 	22 Recite the rhyme "This Little Piggy." See the newsletter for the words.	23 Play an I-Spy game either inside or outside. 	24 Cut the centers out of paper plates to make a ring toss. Toss rings at a paper towel tube secured to the floor.	25 Find an interesting children's cookbook to borrow and create a recipe for everyone to enjoy! 	26 Create a short dance routine to a favorite children's song. (Step forward step backward, wave your arms, and turn around)	27 Plant a seed and watch it grow. Predict how tall you think it will grow. 
28 Draw pictures using your favorite colors.	29 Make popsicles.	30 Visit the Library and find a book about your favorite animal.	31 Play flashlight tag. 