

Open for Discovery



William H. & Marion C. Alexander Family Library (AFL)
200 West 2nd Street
Hummelstown, PA 17036
717.566.0949

East Shore Area Library (ESA)
4501 Ethel Street
Harrisburg, PA 17109
717.652.9380

Elizabethville Area Library (EV)
80 North Market Street
Elizabethville, PA 17023
717.362.9825

Johnson Memorial Library (JOH)
799 East Center Street
Millersburg, PA 17061
717.692.2658

Kline Library (KL)
530 South 29th Street
Harrisburg, PA 17104
717.234.3934

Madeline L. Olewine Memorial Library (MOM)
2410 North 3rd Street
Harrisburg, PA 17110
717.232.7286

McCormick Riverfront Library (MRL)
101 Walnut Street
Harrisburg, PA 17101
717.234.4976

Northern Dauphin Library (ND)
683 Main Street
Lykens, PA 17048
717.523.0340

DCLS.ORG
Your Ninth Library
Open 24 hours a day, 7 days a week.
Visit now!
24/7 RENEWALS
Toll Free 1.877.709.2690

MARCO
Your Exploration Station
Out and about in your community

Join our social media community

facebook.com/DCLS.PA

dcls.org/FBkids

dcls.org/FBadults

twitter.com/dcls_library

instagram.com/dcls_library

dcls.org/youtube

tiktok.com/@dcls_library

Stepping Stones to Milestones

Newsletter

April 2024

Talking

Roar!



Developed by our team of educators and librarians, Stepping Stones to Milestones is a cohesive storytime experience. We aim to help children get ready to start school and to position parents and caregivers as their child's first teacher. During storytime early literacy development is supported and modeled through these five practices.

1. Singing
2. Talking
3. Reading
4. Writing
5. Playing

These practices that build a rich literacy environment are easy to do and can be done anywhere.

Talk with your child often

Talking is one of the most important things you can do to help children get ready to learn and to read. How often we talk makes a difference.



Try these songs or rhymes at home!

Babies: Jack Be Nimble

Jack be nimble, jack be quick (*bounce child on one knee*)
Jack jumped over the candlestick (*lift them to the other knee*)

Substitute your child's name for Jack's.

Toddlers: Raindrops Falling

Raindrops, raindrops (*wiggle fingers like rain*)
Falling all around
Pitter-patter on the rooftops (*tap fingers on head*)
Pitter-patter on the ground (*tap fingers on ground*)
Here is my umbrella (*form "umbrella" over head with arms*)

It will keep me dry
When I'm walking in the rain,
I hold it up so high. (*stretch hands above head*)

Preschoolers: "The Life of a Butterfly"

(Tune: Skip to My Lou)

I'm a caterpillar, wiggle with me
I'm a caterpillar, wiggle with me
I'm a caterpillar, wiggle with me
What will I be my darlin'?

I'm a chrysalis, now sleep with me
I'm a chrysalis, now sleep with me
I'm a chrysalis, now sleep with me
What will be my darlin'?

A butterfly, come fly with me
A butterfly, come fly with me
A butterfly, come fly with me
That's what I am my darlin'



April Booklist

0-3 years

- The Very Hungry Caterpillar's First Spring* by Eric Carle
- Puppy Love=Amor de cachorrito* by Caroline Jayne Church
- I'm a Little Bunny* by Hannah Eliot
- The Cow Who Clucked* by Denise Fleming
- Spring Babies* by Kathryn O. Galbraith
- Little Blue Truck's Springtime* by Alice Schertle

3-5 years

- Pip and Zip* by Elana K. Arnold
- After the Rain* by Rebecca Koehn
- Seeds* by Carme Lemniscates
- Lola Plants a Garden* by Anna McQuinn
- Raindrops to Rainbow* by John Micklos Jr.
- On a Rainy Day* by Sarah LuAnn Perkins
- Want to Play Trucks?* by Ann Stott



Play word games

One example is "What's better?" Ask your child what their preference is between two options.

- What's better:** cereal or toast?
- What's better:** swinging or going down the slide?
- What's better:** pizza or chicken nuggets?








Ways to use talking to build early literacy

- Verbalize your child's gestures.
- Use parentese with babies. Parentese is a speaking style that draws baby's attention by using exaggerated words. Parentese helps babies hear the language more easily. Real words are spoken in a higher pitch and at a slower tempo. Vowel sounds are elongated.
- Repeat what your child says adding descriptive words.
- Think out loud.
- Talk about what you are doing as you do it. The more you speak the more words they hear. This helps to build a bigger vocabulary.
- Use open ended questions to start a conversation.
- Encourage children to ask questions, to explore, and put ideas into words.
- Talk in the language you speak best.

April Stepping Stones to Milestone Schedule

Monday	Tuesday	Wednesday	Thursday	Friday	Saturday
All Ages Storytime 10:00 AM ESA	Born to Read 9:30 AM ESA	Toddler Storytime 9:30 AM ESA	All Ages Storytime 10:15 AM KL	Preschool Storytime 9:30 AM ESA	
Toddler Storytime 10:15 EV	Born to Read 10:15 AM EV	Toddler Storytime 10:15 AM EV	Preschool Storytime 10:15 AM AFL	All Ages Storytime 10:15 AM ND	
	Toddler Storytime 10:15 AM AFL	Born to Read 10:15 AM AFL	Preschool Storytime 10:15 AM EV	Born to Read 10:30 AM ESA	
	Toddler Storytime 10:15 AM KL	Toddler Storytime 11:00 AM ESA			
	Preschool Storytime 11:00 AM ESA			Stories at Sunset is our once a month evening storytime for children of all ages. While it is designed for newborns to six-year-olds, older siblings and adults will also enjoy participating while learning about ways to promote early literacy. ESA: Tuesday April 9 at 6:00 pm MOM: Tuesday April 16 at 5:30 pm	

April Early Literacy Activity Calendar

Sunday	Monday	Tuesday	Wednesday	Thursday	Friday	Saturday
	1 Create silly verses to the song “The Wheels on the Bus” in honor of April Fool’s Day.	2 April begins with letter a. Make a list of words that begin with a.	3 Visit the library and find a book about a rabbit.	4 Build motor skills by using a spoon to scoop up plastic eggs.	5 April in National Poetry Month. Recite a nursery rhyme or other children’s poem.	6 Go to a park to play on the swings.
7 National Library Week begins today! Visit the library and borrow some books.	8 Explore different foods. Ask “What color is it? How does it smell? What foods do you like best?”	9 Sing a song about a bunny. 	10 Dip a fork into paint to make flower prints. 	11 It’s national pet day. Share a story about a pet you had growing up.	12 What rhymes with hare? How many words can your child name?	13 Practice hopping and jumping on one foot and two feet. How far can you jump?
14 Recite “Raindrops Falling” See newsletter for the words.	15 Count your coins. How many coins do you have in your pocket or change purse? Ask your child to help you count them.	16 Make a ramp and let your child experiment with rolling items down the ramp.	17 Create a fingerprint raindrop picture. 	18 Cut raindrops shapes out of paper and use them to perform basic addition. $\text{drop} + \text{drop} = 2$	19 Use a shoe box to make a pretend mailbox. Have your child make some mail and slide it through a slot in the box.	20 Read a book about an animal. 
21 Play Peek-a-boo Ball. Hide balls under buckets, blankets, or other objects and have children discover where the balls are hidden.	22 It’s Earth Day! Plant some seeds in a pot or in your garden. Passover begins. Taste Matzah.	23 Make cloud pictures using cotton balls to make the clouds. Count how many cotton balls are used in each cloud.	24 It’s Arbor Day! Use paper and crayons to create a tree rubbing of the bark. 	25 Can you make a tower that is 6 or more blocks tall? Take turns knocking over the tower and rebuilding.	26 It’s National Pretzel day. Use pretzel sticks to create geometric shapes including squares, triangles, and pentagons.	27 It’s Tell a Story Day! Give your child a prompt and have her continue the story.
28 Go on a Spring listening walk. Ask you child to name the sounds he hears.	29 Visit the library and read a nonfiction book.	30 Use sidewalk chalk and draw a path on the ground. Walk along the path.				